



This mark is not TRASH it's a RESOURCE

From January 1st, 2022, **the way trash will be sorted will be changed.**

New Sorting Category: Plastic Waste

Collection Location: Your designated burnable/non-burnable garbage and household garbage collection point.

Collection Dates: Please look at the following graph below

How to Recycle: Put it in any transparent or semi-transparent plastic bags that are commercially available.

Plastic Waste Collection Dates (From January 2022~)

District	Collection Course	Collection Date (Weekly)
Odaka	East Area	Thursday
	West Area	Friday
Kashima	Kashima • Mano	Friday
	Yasawa • Kamimano	Thursday
Haramachi	North Area	Monday
	South Area	Tuesday

About Plastic Waste (Part 2)

1 Effects of Separate Collection



This is the usual amount of trash. The bag is full.



Burnable trash has been halved. Sorted plastic waste is recycled and reborn as a different product.

◆◆ How to Separate in 3 Steps ◆◆

1 Before starting

It was fine the way before...
This is a little annoying...



You will get used to it soon, so please do not say such things.

2 Seeing the announcement

「It is surprisingly easy?」

Things that are difficult to wash or that you are unsure of are OK to put in burnable trash.



※Minamisoma Channel episode 2 to be released in mid-November. Coming soon!

3 Giving it a try

You can start off with just recycling:

- 1 Things that do not need to be washed
- 2 Items that can be easily washed.

If you separate the plastic waste, burnable trash is reduced, and it becomes easy to rid of trash!


Plastic waste has no odor and it is okay to store for a while, making it easy to sort and recycle.

2 Separating Containers/Wrapping Made of Different Materials

Containers or wrapping made from multiple materials have material identification marks.

(1) PET Bottles

Bottles are categorized as PET material, caps and labels are categorized as plastic, and each has a label. When sorting PET bottles, follow the specifications of each ward as before, and dispose of labels and caps as plastic recyclables at your usual garbage collection location.



The bottle is labeled as PET while the cap and label are plastic.



Separate the bottle, cap, and label.



Please wash the bottle and bottle cap with water.

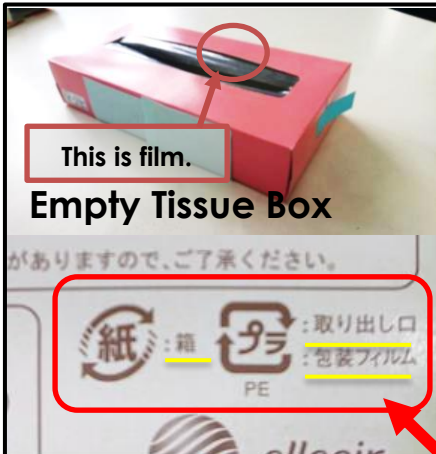


After washing, please sort the trash as necessary (see right).

Plastic
⇒ Please put them out as plastic recyclables your designated day.

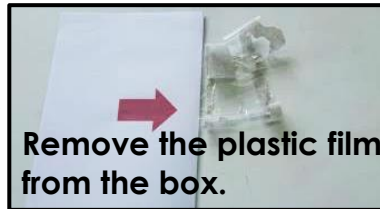
Bottle
PET ⇒ Please dispose of them according to your location.

(2) Empty Tissue Boxes



This is film.

Empty Tissue Box



Remove the plastic film from the box.

Plastic
Please sort the film as plastic waste. ※It is okay if there is a bit of paper left on it!



Crush the box only.

Paper
Please recycle the box as paper waste in your designated location. ※Put all miscellaneous items in a paper bag!

The box is labeled as paper, while the film is labeled as plastic.

(3) Plastic Mark Spots

There are situations where you may not know where the plastic mark is displayed. The plastic mark may be directly on the item itself or displayed on the packaging.

Example of the plastic mark on the item itself.



Food Tray

Please sort as plastic waste. ※If it is dirty, please wash it first.

Example of the plastic mark on the packaging.



Packaging

There may be no plastic mark on the displayed, but please refer to the packaging when making a decision.

MINI Q&A

- Q I have been told to dispose of PET bottles without crushing them...
- A In the end, it will be compressed and packed anyways, so please wash it beforehand so that it can be recycled properly.